

D1 PRO

PRODUCT CATELOGUE DESIGN

www.drix.co.in



Drix[®]
Home Intelligence

D1 PRO SERIES



Smart 4Gang Light Switch



INTRODUCTION

- | | | |
|--------------------------|---------------------------|---|
| 01 Tempered glass panel | 02 Memory function | 03 Momentary switch (Dimming the light) |
| 04 Turn on/off backlight | 05 RGB LED indicator | 06 Multiple themes selection (Dark/Light) |
| 07 Cable control 2-5ways | 08 Power metering | 09 Amazon Alexa and Google Assistant |
| 10 Child lock | 11 Plastic or metal frame | 12 Support Matter system (Option) |

Dimension: 147*86*34mm

Voltage: 110~240VAC/50~60Hz

Frequency: Wifi or Zigbee 2.4G

Model NO.:DGS04-4M-PRO

LED lamp: Max 1.67A, 400W/gang

Motor: Max 2.6A,625W/gang

D1 PRO SERIES



Smart 6Gang Light Switch



INTRODUCTION

- | | | |
|--------------------------|---------------------------|---|
| 01 Tempered glass panel | 02 Memory function | 03 Momentary switch (Dimming the light) |
| 04 Turn on/off backlight | 05 RGB LED indicator | 06 Multiple themes selection (Dark/Light) |
| 07 Cable control 2~5ways | 08 Power metering | 09 Amazon Alexa and Google Assistant |
| 10 Child lock | 11 Plastic or metal frame | 12 Support Matter system (Option) |

Dimension: 147*86*34mm

Voltage: 110~240VAC/50~60Hz

Frequency: Wifi or Zigbee 2.4G

Model NO.:DGS06-4M-PRO

LED lamp: Max 1.67A, 400W/gang

Motor: Max 2.6A.625W/gang

D1 PRO SERIES



Smart 8Gang Light Switch



INTRODUCTION

- | | | |
|--------------------------|---------------------------|---|
| 01 Tempered glass panel | 02 Memory function | 03 Momentary switch (Dimming the light) |
| 04 Turn on/off backlight | 05 RGB LED indicator | 06 Multiple themes selection (Dark/Light) |
| 07 Cable control 2~5ways | 08 Power metering | 09 Amazon Alexa and Google Assistant |
| 10 Child lock | 11 Plastic or metal frame | 12 Support Matter system (Option) |

Dimension: 147*86*34mm

Voltage: 110~240VAC/50~60Hz


Frequency: Wifi or Zigbee 2.4G

Model NO.:DGS08-4M-PRO

LED lamp: Max 1.67A, 400W/gang

Motor: Max 2.6A.625W/gang

D1 PRO SERIES



Smart 10Gang Light Switch



INTRODUCTION

- | | | |
|--------------------------|---------------------------|---|
| 01 Tempered glass panel | 02 Memory function | 03 Momentary switch (Dimming the light) |
| 04 Turn on/off backlight | 05 RGB LED indicator | 06 Multiple themes selection (Dark/Light) |
| 07 Cable control 2~5ways | 08 Power metering | 09 Amazon Alexa and Google Assistant |
| 10 Child lock | 11 Plastic or metal frame | 12 Support Matter system (Option) |

Dimension: 147*86*34mm

Voltage: 110~240VAC/50~60Hz

Frequency: Wifi or Zigbee 2.4G

Model NO.:DGS10-4M-PRO

LED lamp: Max 1.67A, 400W/gang

Motor: Max 2.6A.625W/gang

D1 PRO SERIES



Smart 4Gang & Wall Socket



INTRODUCTION

- | | | |
|--------------------------|---------------------------|---|
| 01 Tempered glass panel | 02 Memory function | 03 Momentary switch (Dimming the light) |
| 04 Turn on/off backlight | 05 RGB LED indicator | 06 Multiple themes selection (Dark/Light) |
| 07 Cable control 2~5ways | 08 Power metering | 09 Amazon Alexa and Google Assistant |
| 10 Child lock | 11 Plastic or metal frame | 12 Support Matter system (Option) |

Dimension: 147*86*34mm

Voltage: 110~240VAC/50~60Hz

Frequency: Wifi or Zigbee 2.4G

Model NO.:MG-DGS04P01-4M-PRO

LED lamp: Max 1.67A, 400W/gang

Max 15 A, 3600W

D1 PRO SERIES



Smart 6Gang & Wall Socket



INTRODUCTION

- | | | |
|--------------------------|---------------------------|---|
| 01 Tempered glass panel | 02 Memory function | 03 Momentary switch (Dimming the light) |
| 04 Turn on/off backlight | 05 RGB LED indicator | 06 Multiple themes selection (Dark/Light) |
| 07 Cable control 2~5ways | 08 Power metering | 09 Amazon Alexa and Google Assistant |
| 10 Child lock | 11 Plastic or metal frame | 12 Support Matter system (Option) |

Dimension: 147*86*34mm

Voltage: 110~240VAC/50~60Hz

Frequency: Wifi or Zigbee 2.4G

Model NO.:DGS06P01-4M-PRO

LED lamp: Max 1.67A, 400W/gang

Max 15 A, 3600W

D1 PRO SERIES



Smart 2Gang & 2 Fan Switch



INTRODUCTION

(Support installation flush with the wall)

- | | | |
|--------------------------|---------------------------|---|
| 01 Tempered glass panel | 02 Memory function | 03 Six Level Speed |
| 04 Turn on/off backlight | 05 RGB LED indicator | 06 Multiple themes selection (Dark/Light) |
| 07 Cable control 2~5ways | 08 Power metering | 09 Amazon Alexa and Google Assistant |
| 10 Child lock | 11 Plastic or metal frame | 12 Normal Touch Switch (Option) |

Dimension: 124*78*43mm

Voltage: 110~240VAC/50~60Hz

Frequency: Wifi or Zigbee 2.4G

Model NO.:DGS02F02-4M-PRO

Fan Load: Max 0.84A.200W/gang

LED Lamp: Max 1.67A, 400W/gang

D1 PRO SERIES



Smart 2Gang & 1 Fan Switch



INTRODUCTION

(Support installation flush with the wall)

- | | | |
|--------------------------|---------------------------|---|
| 01 Tempered glass panel | 02 Memory function | 03 Six Level Speed |
| 04 Turn on/off backlight | 05 RGB LED indicator | 06 Multiple themes selection (Dark/Light) |
| 07 Cable control 2~5ways | 08 Power metering | 09 Amazon Alexa and Google Assistant |
| 10 Child lock | 11 Plastic or metal frame | 12 Normal Touch Switch (Option) |

Dimension: 124*78*43mm

Voltage: 110~240VAC/50~60Hz

Frequency: Wifi or Zigbee 2.4G

Model NO.:DGS06F01-4M-PRO

Fan Load: Max 0.84A.200W/gang

LED Lamp: Max 1.67A, 400W/gang

D1 PRO SERIES



Smart Wall Socket & PD20W



01 Tempered glass panel

04 Turn on/off backlight

07 Child Lock

10 Plastic or metal frame

02 Memory function

05 RGB LED indicator

08 Power metering

11 Pd20 Charger

03 Six Level Speed

06 Multiple themes selection (Dark/Light)

09 Amazon Alexa and Google Assistant

12 Normal Touch Wall Socket (Option)

Dimension: 147*86*34mm

Voltage: 110~240VAC/50~60Hz

Frequency: Wifi or Zigbee 2.4G

Model NO.:DGPD02-4M-PRO

LED Lamp: Max 400W/gang

Output: 5VDC/2.22A, 12VDC/1.67A MAX.20W

D1 PRO SERIES



Works with
Tuya



Works with
Smart Life



works with
amazon alexa



works with
Google Assistant

Smart 2Gang & Socket & PD20W



01 Tempered glass panel

04 Turn on/off backlight

07 Child Lock

10 Plastic or metal frame

02 Memory function

05 RGB LED indicator

08 Power metering

11 PD20 Charger

03 Support Matter system (Option)

06 Multiple themes selection (Dark/Light)

09 Amazon Alexa and Google Assistant

12 Normal Touch Wall Socket (Option)

Dimension: 147*86*34mm

Voltage: 110-240VAC/50~60Hz

Frequency: Wifi or Zigbee 2.4G

Max 15A, =3600W

Model NO.:DGS02PD02-4M-PRO

LED Lamp: Max 400W/gang

Output: 5VDC/3A, 9VDC/2.22A, 12VDC/1.67.A

MAX.20W

D1 PRO SERIES



Smart 1Gang & Light Switch



INTRODUCTION

- | | | |
|---------------------------|---------------------------|---|
| 01 Tempered glass panel | 02 Memory function | 03 Momentary (Dimming the Light) |
| 04 Turn on/off backlight | 05 RGB LED indicator | 06 Multiple themes selection (Dark/Light) |
| 07 Cable control 2~5 ways | 08 Power metering | 09 Amazon Alexa and Google Assistant |
| 10 Child Lock | 11 Plastic or Metal Frame | 12 Support Matter System (option) |

Dimension: 86*86*34mm

Voltage: 110~240VAC/50~60Hz

Frequency: Wifi or Zigbee 2.4G

Model NO.:DGS01-2M-PRO

LED Lamp: Max 1.67A,400W/gang

Motor: Max 2.6A, 625W/gang

D1 PRO SERIES



Smart 2Gang & Light Switch



INTRODUCTION

- | | | |
|---------------------------|---------------------------|---|
| 01 Tempered glass panel | 02 Memory function | 03 Momentary (Dimming the Light) |
| 04 Turn on/off backlight | 05 RGB LED indicator | 06 Multiple themes selection (Dark/Light) |
| 07 Cable control 2~5 ways | 08 Power metering | 09 Amazon Alexa and Google Assistant |
| 10 Child Lock | 11 Plastic or Metal Frame | 12 Support Matter System (option) |

Dimension: 86*86*34mm

Voltage: 110~240VAC/50~60Hz

Frequency: Wifi or Zigbee 2.4G

Model NO.:DGS02-2M-PRO

LED Lamp: Max 1.67A,400W/gang

Motor: Max 2.6A, 625W/gang

D1 PRO SERIES



Smart 3Gang & Light Switch



INTRODUCTION

- | | | |
|---------------------------|---------------------------|---|
| 01 Tempered glass panel | 02 Memory function | 03 Momentary (Dimming the Light) |
| 04 Turn on/off backlight | 05 RGB LED indicator | 06 Multiple themes selection (Dark/Light) |
| 07 Cable control 2~5 ways | 08 Power metering | 09 Amazon Alexa and Google Assistant |
| 10 Child Lock | 11 Plastic or Metal Frame | 12 Support Matter System (option) |

Dimension: 86*86*34mm

Voltage: 110~240VAC/50~60Hz

Frequency: Wifi or Zigbee 2.4G

Model NO.:DGS03-2M-PRO

LED Lamp: Max 1.67A,400W/gang

Motor: Max 2.6A, 625W/gang

D1 PRO SERIES



Smart 4Gang & Light Switch



INTRODUCTION

- | | | |
|---------------------------|---------------------------|---|
| 01 Tempered glass panel | 02 Memory function | 03 Momentary (Dimming the Light) |
| 04 Turn on/off backlight | 05 RGB LED indicator | 06 Multiple themes selection (Dark/Light) |
| 07 Cable control 2~5 ways | 08 Power metering | 09 Amazon Alexa and Google Assistant |
| 10 Child Lock | 11 Plastic or Metal Frame | 12 Support Matter System (option) |

Dimension: 86*86*34mm

Voltage: 110~240VAC/50~60Hz

Frequency: Wifi or Zigbee 2.4G

Model NO.:DGS04-2M-PRO

LED Lamp: Max 1.67A,400W/gang

Motor: Max 2.6A, 625W/gang

D1 PRO SERIES



Smart Dimmer Switch



INTRODUCTION

- | | | |
|---------------------------|---------------------------|---|
| 01 Tempered glass panel | 02 Memory function | 03 Double MOS Trailing edge dimming |
| 04 Turn on/off backlight | 05 RGB LED indicator | 06 Multiple themes selection (Dark/Light) |
| 07 Cable control 2~5 ways | 08 Power metering | 09 Amazon Alexa and Google Assistant |
| 10 Child Lock | 11 Plastic or Metal Frame | 12 Support Matter System (option) |

Dimension: 86*86*34mm

Voltage: 110~240VAC/50~60Hz

Frequency: Wifi or Zigbee 2.4G

Model NO.:DGD01-2M-PRO

Dim Load: Max 1.67A, 400W/gang

Fluorescent lamp: Max 1.67A, 400W

D1 PRO SERIES



Smart Dimmer & Light Switch



INTRODUCTION

- | | | |
|---------------------------|---------------------------|---|
| 01 Tempered glass panel | 02 Memory function | 03 Six Level Speed |
| 04 Turn on/off backlight | 05 RGB LED indicator | 06 Multiple themes selection (Dark/Light) |
| 07 Cable control 2~5 ways | 08 Power metering | 09 Amazon Alexa and Google Assistant |
| 10 Child Lock | 11 Plastic or Metal Frame | 12 Support Matter System (option) |

Dimension: 86*86*34mm

Voltage: 110~240VAC/50~60Hz

Frequency: Wifi or Zigbee 2.4G

Model NO.:DGS01D01-2M-PRO

Dim Load: Max 1.67A, 400W/gang

Fluorescent lamp: Max 1.67A, 400W

D1 PRO SERIES



Smart AC Switch



INTRODUCTION

- 01 Tempered glass panel
- 02 Memory function
- 03 Multiple themes selection (Dark/Light)
- 04 Turn on/off backlight
- 05 RGB LED indicator
- 06 Support Matter System (option)
- 07 Cable control 2~5 ways
- 08 Power metering
- 09 Amazon Alexa and Google Assistant
- 10 Child Lock
- 11 Plastic or Metal Frame

Dimension: 86*86*34mm

Voltage: 110~240VAC/50~60Hz

Frequency: Wifi or Zigbee 2.4G

Model NO.:DGHL01-2M-PRO

Max 20,4800W(40A Option)

D1 PRO SERIES



Smart Curtain Switch



INTRODUCTION

- 01 Tempered glass panel
- 02 RGB LED indicator
- 03 Multiple themes selection (Dark/Light)
- 04 Turn on/off backlight
- 05 Child Lock
- 06 Support Matter System (option)
- 07 Cable control 2~5 ways
- 08 Plastic or Metal Frame
- 09 Amazon Alexa and Google Assistant

Dimension: 86*86*34mm

Voltage: 110~240VAC/50~60Hz

Frequency: Wifi or Zigbee 2.4G

Model NO.:DGC01-2M-PRO

Motor: Max 2.6A,625W/gang

D1 PRO SERIES



Smart Double Curtain Switch



INTRODUCTION

- 01 Tempered glass panel
- 02 RGB LED indicator
- 03 Multiple themes selection (Dark/Light)
- 04 Turn on/off backlight
- 05 Child Lock
- 06 Support Matter System (option)
- 07 Cable control 2~5 ways
- 08 Plastic or Metal Frame
- 09 Amazon Alexa and Google Assistant

Dimension: 86*86*34mm

Voltage: 110~240VAC/50~60Hz

Frequency: Wifi or Zigbee 2.4G

Model NO.:DGC02-2M-PRO

Motor: Max 2.6A,625W/gang

D1 PRO SERIES



Smart Curtain & Light Switch



INTRODUCTION

- 01 Tempered glass panel
- 02 RGB LED indicator
- 03 Multiple themes selection (Dark/Light)
- 04 Turn on/off backlight
- 05 Power mertering
- 06 Support Matter System (option)
- 07 Cable control 2~5 ways
- 08 Child lock
- 09 Amazon Alexa and Google Assistant
- 10 Plastic or Metal Frame

Dimension: 86*86*34mm

Voltage: 110~240VAC/50~60Hz

Frequency: Wifi or Zigbee 2.4G

Model NO.:DGS01C01-2M-PRO

Motor: Max 2.6A,625W/gang

LED lamp: Max 1.67A, 400W

D1 PRO SERIES



Smart Curtain & 2Gang Switch



INTRODUCTION

- 01 Tempered glass panel
- 02 RGB LED indicator
- 03 Multiple themes selection (Dark/Light)
- 04 Turn on/off backlight
- 05 Power mertering
- 06 Support Matter System (option)
- 07 Cable control 2~5 ways
- 08 Child lock
- 09 Amazon Alexa and Google Assistant
- 10 Plastic or Metal Frame

Dimension: 86*86*34mm

Voltage: 110~240VAC/50~60Hz

Frequency: Wifi or Zigbee 2.4G

Model NO.:DGS02C01-2M-PRO

Motor: Max 2.6A,625W/gang

LED lamp: Max 1.67A, 400W

D1 PRO SERIES



Smart Scene Switch



INTRODUCTION

- | | | |
|---------------------------|---------------------------|---|
| 01 Tempered glass panel | 02 Memory Function | 03 Momentary switch (Dimming the light) |
| 04 Turn on/off backlight | 05 RGB LED indicator | 06 Multiple themes Selection (Dark/Light) |
| 07 Cable control 2~5 ways | 08 Power Metering | 09 Amazon Alexa and Google Assistant |
| 10 Child Lock | 11 Plastic or Metal Frame | 11 Double Scene |

Dimension: 86*86*34mm

Voltage: 110~240VAC/50~60Hz

Frequency: Wifi or Zigbee 2.4G

Model NO.:DGS02SS02-2M-PRO

LED lamp: Max 1.67A, 400W/gang

Motor: Max 2.6A, 625W/gang

D1 PRO SERIES



Smart Wall Socket & PD20W



INTRODUCTION

- | | | |
|---------------------------|---------------------------|---|
| 01 Tempered glass panel | 02 Memory Function | 03 Support Matter System (Option) |
| 04 Turn on/off backlight | 05 RGB LED indicator | 06 Multiple themes Selection (Dark/Light) |
| 07 Cable control 2~5 ways | 08 Power Metering | 09 Amazon Alexa and Google Assistant |
| 10 Child Lock | 11 Plastic or Metal Frame | 11 Double Scene |

Dimension: 86*86*34mm

Voltage: 110~240VAC/50~60Hz

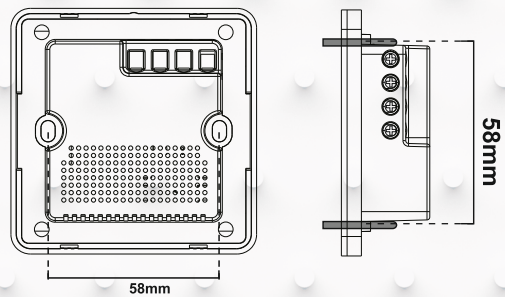
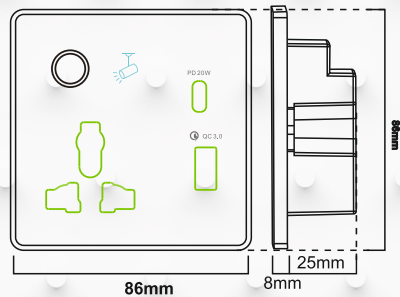
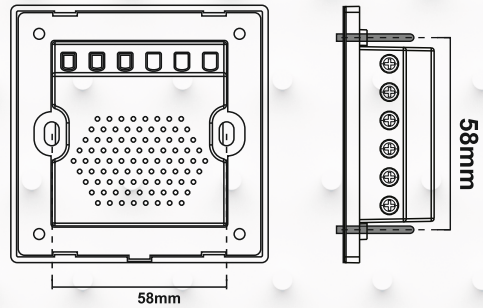
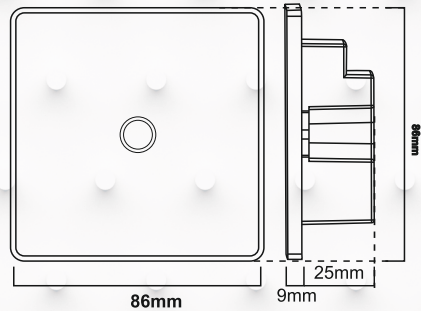
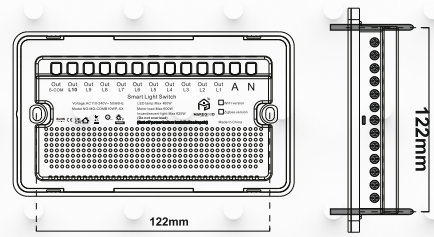
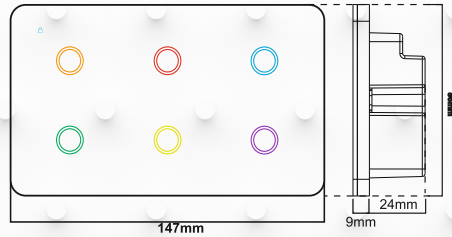
Frequency: Wifi or Zigbee 2.4G

Model NO.:DGPD01-2M-PRO

LED lamp: Max 1.67A, 400W/gang

Motor: Max 2.6A, 625W/gang

Specification for 2 Model





IMPORTER AND MANUFACTURER
HEAVEN AUTOMATION PRIVATE LIMITED

📍 #201, 2nd Floor, Gowrikrishna Residency,
7th Cross East, Thillainagar, Trichy - 620 018.
For Enquiry : 96777 97762 / 73737 30885



Keep in **Touch** :



Toll Free Number : 1800 123 7595



www.drix.co.in



admin@drix.co.in



Corporate Office : No: 29, 11th Floor, Xavier Business Center,
Ibn Battuta Gate Building, Dubai UAE

